



**Author:** Brenda Hanson

**Design:** Brent Haultle

## TEACHER INTRODUCTION

*Go and Tell!* is designed to teach children basic Gospel truths and how to use colors to share those truths with their friends. It includes teaching, review, and practice times. The program is divided into four 50-minute sections with breaks in between and a 20-minute closing challenge. This provides for a one-day five-hour seminar. Small group leaders can use the break times to give help to individual children if needed.

### OBJECTIVES

1. The child will understand how to share the Gospel message with his friends.
2. The child will desire to follow God's command to share the Gospel message with other children.
3. The child will actively share the Gospel and report back for encouragement and accountability.

### TEACHER TRAINING

All teachers and helpers will benefit from receiving *Wordless Book* training prior to teaching this to children. An online seminar is available in English or Spanish at [cefcmi.com](http://cefcmi.com).

### ONLINE TRAINING

*Go and Tell* training is very interactive, so if you choose to offer it online you may want to have a few children participate live. They will provide a model for those learning online. Activities such as games and practice times will need to be adjusted for the virtual setting.

### SMALL GROUP TIMES

After the teaching time and review game for each color, the children will meet with their small groups. Use the smaller visuals and bookmarks to briefly review the concepts taught. Have the children find and mark the Bible verses, then practice in pairs. The leader should move among the children and give positive comments and help. Divide the time so each child gets a chance to practice. If children finish early, have them practice again.

Bibles could be marked with pieces of Gospel-colored (*gold or yellow, black, red, white, green*) ribbons or yarn tied together in a knot at one end. The knot stays at the top of the Bible and each color of ribbon is inserted in the correct page for that color's verse. The loose ends hang out the bottom of the Bible. Individual colored paper markers could also be used. Underlining the verse in the Bible helps the child find it easily.

### GOSPEL TOOLS

Each child should be given a Gospel wristband\* or other Gospel tool and a Gospel bookmark\* he can keep to help him share the Gospel. Provide at least four "Good News!" tracts\* for each child to leave with the children he shares with.



## SUGGESTED SCHEDULE

ARRIVAL TIME		MINUTES	
<b>PART 1 INTRODUCTION AND GOLD</b>	Welcome, prayer, explain rules and activities	5	
	Teach theme song: "The Seven Most Important Things Song"	7	
	Theme phrase: Go and Tell	2	
	Teach memory verse: Mark 16:15	7	
	Teach intro and gold concepts and demonstrate	10	50 minutes
	Review game (whole group unless it is quite large)	6	
	Small groups review and mark verses in Bible	6	
	Partner practice introduction and gold	7	
<b>PART 2 DARK AND RED</b>	Sing "The Seven Most Important Things Song"	3	
	Review gold concepts	1	
	Teach dark concepts and demonstrate	8	
	Review game (dark) as whole group	5	
	Small groups review and mark verse	4	
	Partner practice dark	5	50 minutes
	Teach red concepts and demonstrate	9	
	Review game (red) as whole group	5	
	Small groups review and mark verse	4	
	Partner practice red	6	
<b>PART 3 CLEAN</b>	Review gold, dark, red concepts	4	
	Teach clean concepts and demonstrate	25	
	Review game (clean) as whole group	7	50 minutes
	Small group review and mark verse	5	
	Partner practice clean	9	
<b>PART 4 GREEN AND TOTAL GOSPEL REVIEW</b>	Review clean concepts	3	
	Teach, review, and demonstrate green concepts	9	
	Review game for entire Gospel	10	
	Entire Gospel demonstration	8	50 minutes
	Small group review and mark green verse	4	
	Partner practice entire Gospel	16	
<b>PART 5 CHALLENGE AND COMMITMENT</b>		20	

## ARRIVAL TIME

### GREET CHILDREN

Greet children as they arrive. Write their names on name tags and record children's information on your registration form. Give each child the Gospel tool you have chosen.

Assign children to a small group and direct them to their small group leader. Have no more than eight children per group if possible. Children should stay with the same group leader throughout the program and sit together during the main teaching times.

### GETTING TO KNOW YOU GAMES

These games could be used as children arrive, either in a large group or in their small groups.

#### "Name Toss"

Have the children sit in a circle. Say your name and favorite animal and then toss a small, soft object to one of the children. That child repeats your name, says his own name and favorite animal, then tosses the object to another child. Go around again, having the person with the object say his own name first then the name of the person he is throwing it to.

#### "Go and Tell"

Place colored papers around the room and have children go to their favorite color. They then take turns telling those at that color their favorite game or food.

## PART 1: INTRODUCTION AND GOLD

*(Gather the children into one large group.)* Welcome everyone! We're glad you're here! *(Introduce staff.)* We are going to start out by learning a song that shares the Gospel message.

*(Use the teaching points below for "The Seven Most Important Things Song" and actions. A video demonstration of the song can be found at [cefonline.com/freedemos](http://cefonline.com/freedemos).)*

### "The Seven Most Important Things Song"

#### INTRODUCTION

Think about one very important thing you know. *(Pause to allow children to think.)* The Bible teaches us many important things. This song is about the seven most important things!

#### PRESENTATION

*(Sing or play the song for the children.)*

#### EXPLANATION

The seven most important things are *(point to each as you explain)*:

*God loves me*—God, the Creator of the world, made you and loves you very much!

*Jesus never sinned*—Jesus, God the Son, came to live on Earth and never did anything wrong.

*I have sinned*—The Bible tells us that everyone, including you and me, disobeys God.

*Jesus died for me*—Because God loves you, He sent His perfect Son, Jesus, to die on the cross and take the punishment for your sin.

*Now Jesus lives*—On the third day after Jesus died, He came back to life on Earth. Now He rules in Heaven.

*I put my faith in Christ*—Christ is Jesus. You can trust that Jesus is the one who took the punishment for your sin when He died on the cross.

*I can live for Him*—When you believe on Jesus, His Spirit lives in you and will help you live His way.

#### APPLICATION

**Unsaved:** Do you believe these seven important things? If you have never put your faith in Jesus, you can do that today. If you want to believe on Jesus today, you can talk to your leader to find out more.

**Saved:** If you have already believed on the Lord Jesus Christ, you can tell others about these seven most important things. You'll learn how to do that today.

### REPETITION

*(Sing the song together. Then have the boys sing the first phrase and the girls sing the second; e.g., boys sing "God loves me" and girls sing "I know He does," etc. Sing chorus together.)*

How many of you have believed on Jesus like this song says? Raise your hands to show me. *(Allow response.)* Now think back and see if you can remember who told you about the Lord Jesus Christ and what He did for you? Maybe more than one person told you. On the count of three, call out the name of a person who told you about Jesus. One, two, three. *(Allow response.)* Isn't it wonderful that someone told you about Jesus?

Now think about your family and friends. Raise your hand if you know people who have *never* heard about Jesus—or at least never believed in Him. *(Allow response.)* Who do you think should tell those people about Jesus? Could you be the one who does that? Guess what? God says that's exactly what you should do!

*(Use the helps below to teach Mark 16:15. This is the theme verse for the training.)*

### INTRODUCTION

Think about a time you shared something with someone else. *(Allow time to think.)* When you share with others, you can make a difference in their lives. There is something God wants His children to share, and He wants us to share it with the whole world! Let's find out what that is.

### PRESENTATION

*(Read verse from Bible then have children read it with you from the visual.)* Jesus was giving a command for everyone who believes on Jesus as Savior. What does this verse say Jesus wants us to share? *(Allow response.)* The Gospel! We learn about the Gospel in the Bible. You can be sure the Bible is completely true because it came from God. Our verse for today is found in the New Testament book of Mark, chapter 16, verse 15.

### EXPLANATION

*Go ye into all the world*—Jesus wants us to tell people **everywhere** in the world.

*and preach the gospel*—We should tell others the Good News that Jesus died and rose again so we can be forgiven for our sins and have friendship with God.

*to every creature*—God wants everyone in His creation to hear the Gospel.

Jesus told His followers to go and tell others the Good News of how they can have their sins forgiven.

### APPLICATION

**Saved:** If you have believed on the Lord Jesus as your Savior from sin, you can share the Gospel. You will learn how to do that today.

**Unsaved:** The Gospel message is for everyone. If you have not yet believed on the Lord Jesus to save you from sin, you can do it anytime.

### REPETITION

#### "Stop and Go"

*(Make signs that say "stop" and "go." Start by holding up the "go" sign. Children begin saying the verse until you hold up the "stop" sign. Children continue saying the verse when the "go" sign is held up again. Repeat until the verse is said several times.)*



(If you are using a tool other than the colored wristbands, use the name of that tool each time the word "wristband" is used in the lesson. The text printed in bold type contains concepts or statements the child could use in sharing his faith with a friend.)

### INTRODUCTION TO THE GOSPEL

Every time you hear the word "Gospel," you can shout out, "Go and tell!" Let's practice. Gospel! **"Go and tell!"** (Teacher note: There will be an \* each time the children should shout, "Go and tell!") It is important for everyone to hear the Gospel.\* **"Go and tell!"** You can use colors to help you remember what to share. These colors are on your wristband. You can use it as you tell a friend.

Show your friend your wristband and say, **"These colors remind me of the best news in the world. Would you like to hear it? This news is true because it comes from God's Word, the Bible."** I'll show you how it works with (insert helper's name and demonstrate).

Do you think you could say that to a friend? Try it with the person next to you. The one on the left can start. (Do this in the large group, but small group leaders should help the children pair up and assist as needed with the practice. Have the children switch parts and continue so each child gets to practice twice.)

Some of your friends might not want to hear the Good News. That's okay. Don't be discouraged. Ask God to help your friend want to know about Him, and then you can tell someone else.

When your friend is ready to listen, you can start with the gold color to share the Gospel.\* **"Go and tell!"**

### GOLD: WHO GOD IS

#### Main points to share:

1. Gold—God's home in Heaven.
2. God made everything, including you.
3. God loves you. John 3:16.
4. God is perfect.

(Show GT-1.)

**Gold (point to gold) reminds me of God and His perfect home in Heaven.** Who does gold remind us of? Shout it out! (Allow response.) God is amazing! He has always been there and always will be. It's like a circle with no beginning or end. God can do things no person ever could. You could ask your friend if he knows anything about God, then start telling him what you know.

**God made the world and everything in it (bump fists one on top of the other).** He is called the Creator. God made the sun, moon, and stars. He made the plants and animals. Everyone call out one animal God made. (Allow response.) Best of all, God made people! Ask your friend to tell you some things God made.

**God even made you, and He loves you very much (cross arms over chest).** Who does God love? (Allow response.) Some of your friends may not think anyone loves them. They need to know that God knows all about them and loves them more than anyone else ever could. **The Bible says, "For God so loved the world."** If you have a Bible, read the first part of John 3:16 to your friend. **God loves everything He made, especially people. God loves you!** Let's say that verse together. ("For God so loved the world.") Where is that verse found in the Bible? (John 3:16. Have children say verse together with reference included.) When you get into your small group, we will help you mark John 3:16 in your Bible. That will help you find it when you talk about God.

**There is one more thing to tell your friend about God. God is perfect. Everything He does is right and good. His home in Heaven is perfect too.** It's important for your friend to know that God is perfect so he knows why God can't be around sin.

### REVIEW GAME

#### "Go for the Gold"

Have the children sit in a circle and say the first part of John 3:16 (including the reference) while passing a small object from child to child with each word. At the end of the verse, ask a question to the child who has the ball. If the question is answered correctly, that child gets to choose the next child to start the verse again. Repeat as time allows or until all the questions have been asked.

1. What color will you start with when you share the Gospel using your wristband? (*Gold.*)
2. How do you know the Gospel is true? (*It comes from God's Word, the Bible.*)
3. What does the gold color remind you of? (*God and His perfect home in Heaven.*)
4. Name one thing you can share about God. (*God made the world and everything in it; God loves you; God is perfect; everything God does is right and good.*)
5. What verse from the Bible can you share that tells about God's love? (*John 3:16a.*)
6. Who does God love in the world? (*Everyone. You and me.*)

We want to show you what it would look like when you tell your friend about this gold color. Watch closely so you will know what to do. (*Demonstrate how to share Introduction/ Gold: Who God Is section. Give instructions for moving to the small group time.*)

### SMALL GROUP TIME

(*Review what children should share for the introduction and gold section, help children mark John 3:16 in their Bibles and have children practice in pairs. When the main leader gives the signal, release the children to break time.*)

## PART 2: DARK AND RED

### LARGE GROUP REVIEW

(*Sing "The Seven Most Important Things Song."*) For the gold color, you learned how to share about who God is. That's an important part of the Gospel.\* "Go and tell!" Why should we "go and tell"? (*Allow response.*) God's Word tells us to! Let's stand up and say Mark 16:15 together. Jump when you say the words "go" and "preach." (*Quote with children.*) What does this verse tell you to do with the Gospel?\*"Go and tell!"

(*Use the visuals to briefly review the gold concepts.*)

### DARK: TEACHING ABOUT SIN

#### Main points to share:

1. Tell what sin is and give examples.
2. All have sinned—even you. Romans 3:23.
3. Sin keeps you away from God.

We ended with talking about how God is perfect. Everything God does is right and good. You could ask your friend, Are you perfect? Do you do everything right all the time? No. You and I were born in the darkness of sin (*point to dark*). (*Have children repeat with you and then say it to their neighbor.*) That will help you move to the dark color on your wristband.

(*Show GT-2.*)

Sin is thinking (*point to head*), saying (*point to mouth*), and doing (*hold out hands*) things God tells us are wrong. Let's say that together two times with the motions. (*Do with children.*)

You will want to give your friend some examples of things that are sin. Let's think of some of those right now. Who can tell me a doing sin? Who can tell me a saying sin? What about a thinking sin? (*Allow responses.*) You may say to your friend, You sin whenever you think mean thoughts, tell a lie, or take something that doesn't belong to you. Your friend can give some examples of sin too.

The Bible says, (*read Romans 3:23*) "For all have sinned." "All" means everyone, including you and me. Let's say that verse together. (*Say with children.*) When you get into your small group, we will help you mark Romans 3:23 in your Bible. What is that verse again? Say it with me. (*Allow response.*) And who will you tell your friend "all" means? (*Everyone, including you.*)

God has to punish sin. Why do you think He has to do that? (*Allow response.*) You probably get in trouble when you do something wrong at home. God has to punish the wrong things you do too, because He is perfect and can't be around sin. The punishment for your sin is being kept away from God now and forever. How long will sin keep you away from God? (*Allow response.*) How long is forever? (*Allow response.*) It never ends, right? If your friend is kept away from God forever, he won't have a friendship with Him here on Earth or get to live with Him in Heaven someday. He will be punished for his own sin. That's bad news, isn't it? The good news is that there is an answer to the problem of sin.

**REVIEW GAME****“Blinded by Darkness”**

(Write the sentence “God made a way to take care of your sin.” on a whiteboard or large sheet of paper. Use six pieces of paper to cover over the message. When a child answers a question correctly, a paper is removed and he gets one chance to guess the phrase. His team gets to pump their arms and shout, “Go!” three times. Repeat until all the questions have been asked and the message is revealed.)

1. What is sin? (Thinking, saying, and doing things God says are wrong.)
2. What is one truth about sin can you share? (All have sinned; tell what sin is and give examples; sin separates you from God.)
3. What is another truth about sin you can share? (See answers in question two.)
4. Name three examples of sin. (Answers will vary.)
5. What verse from the Bible can you use to share about sin? Who does it say has sinned? (Romans 3:23; everyone.)
6. What is the punishment for sin? (It keeps you away from God forever.)

(Demonstrate how to share Dark: Teaching about Sin section. Give directions for moving to small group time.)

**SMALL GROUP TIME**

(Review what children should share for the dark section, help children mark Romans 3:23 in their Bibles, and have children practice in pairs. At the signal, go back to the large group with the children.)

**RETURN TO LARGE GROUP REVIEW**

Some people may not want to hear about sin, but it is an important part of the Gospel.\* “Go and tell!” Who does God want you to “go and tell”? (Allow response.) God wants everyone to hear about what Jesus did for them! Let’s stand up and say Mark 16:15 together. (Quote with children.) We have learned the gold and dark parts of the Gospel.\* “Go and tell!” Now we will go on to another part of what you need to tell your friend.

**RED: WHO JESUS IS AND WHAT HE DID****Main points to share:**

1. Jesus is God’s only Son.
2. Came to Earth and never sinned.
3. Bled and died on a cross to take the punishment for your sin.
4. Came back to life on Earth—1 Corinthians 15:3-4.
5. Now rules in Heaven.

You can start like this: **Because God loves you so much (point to gold) He made a way to take care of your sin (point to dark). That’s what this red color (point to red) reminds me of.** Use your wristband and say that with me. (Say with children two times.)

(Show GT-3.)

This is when you will tell your friend about who Jesus is and what He did. **God sent His only Son, the Lord Jesus, from Heaven to Earth. Jesus was born as a baby.** Who did God send to Earth? How did Jesus come? (Allow responses.)

**Jesus is God the Son. He never did anything wrong as He grew to be a man.** If you want to, you could tell your friend some things Jesus *didn’t* do as He grew up. He never lied, He never disobeyed His parents, He never hated anyone. Think of some of the wrong things kids your age do. Jesus never did them!

**But when Jesus grew up to be a man, He let people nail Him to a cross where He gave His blood and died.** The Bible tells us that without blood being given, our sins could not be forgiven. They put nails in Jesus’ hands and feet and hung Him on a cross. (Show red on wristband.) **Red helps us remember Jesus’ blood. Jesus had not sinned. He was being punished for your sin and mine.** What did Jesus give? How did He die? (Allow responses.) Why was Jesus punished? (Allow responses.) The only way sin could be forgiven was for Jesus to die and give His blood. Listen to this part again, then say it with me. (Repeat the sentences in bold.)

Your friend may not know much about Jesus or what it means that He died on a cross. You can use some of the things we just talked about to help him understand better. Then you can read the next verse. These motions will help you remember the verse and help your friend understand it.

The Bible says, (read 1 Corinthians 15:3-4). “Christ [Jesus] (put a finger on alternate palms to show nail holes) died (make a cross with your first fingers) for our sins (make fists) according to the scriptures [Bible] (hold hands like a book); And that he was buried (turn hands over and down), and that he rose again (move hands and arms apart and up in the air) the third day (hold up three fingers) according to the scriptures (hold hands like a book).”

Let’s say that verse two more times with the motions. (Say with children.) We’ll help you mark that verse in your Bible when we’re in small groups.

Jesus didn’t stay dead! He came back to life! Jesus was seen by many people. Later He went back to Heaven where He rules as King. Everybody tell me; is Jesus still dead? Why not? Where is Jesus now? (Allow responses.) Jesus came back to life and is now in Heaven!

### REVIEW GAME

#### “His Name Is J-E-S-U-S”

(Divide the children into two teams and ask questions, alternating between teams. When a question is answered correctly, that team is given the next letter in the name JESUS. Each time a letter is earned, that team stands up and stomps while saying each letter their team has. The team with the most letters at the end of the game wins.)

1. Who did God send to take care of your sin problem? (The Lord Jesus.)
2. How was Jesus different from other people? (He never sinned.)
3. Why did Jesus die on a cross? (To take the punishment for your sin and mine.)
4. What does 1 Corinthians 15:3-4 say? (“Christ died for our sins according to the scriptures; And that he was buried, and that he rose again the third day according to the scriptures.”)
5. What happened to Jesus after He died? (He came back to life.)
6. Where is Jesus now? (In Heaven where He rules as King.)

(Demonstrate how to share Red: Who Jesus Is and What He Did section. Give directions for moving to small groups.)

### SMALL GROUP TIME

(Review what children should share for the red section, help children mark 1 Corinthians 15:3-4 in their Bibles and have children practice in pairs. Dismiss to break or lunch time.)

## PART 3: CLEAN

### LARGE GROUP REVIEW

People need to hear the Good News about what Jesus did for them so their sin can be forgiven. That’s the important message of the Gospel.\* “Go and tell!” What verse tells us to go and tell? (Allow response.) Let’s say Mark 16:15 together while running in place to remind us we need to go. (Quote with children.)

(Review the gold, dark, and red concepts, showing the visuals and having the children say each key phrase together.)

### CLEAN: BELIEVING TO BE SAVED

#### Main points to share:

1. Read and explain Acts 16:31.
2. Ask review questions. Then, “Do you believe Jesus died for you?”
3. Give helps for prayer.
4. Ask—What did God do for you?
5. Share promises.

After you have shared about who Jesus is and what He did, you can move to the next color by saying, “Because of what Jesus did, your sin can be forgiven. You can be clean from your sin.” (Point to white/clean.)

This next section is the most important of all. We are going to stop and pray right now. Ask God to help you think clearly as you learn how to help your friend believe on Jesus and be saved. (Allow time for prayer.)

(Show GT-4.)

For this section, go to the Bible and read this verse right away. The Bible says, (read Acts 16:31) “Believe on the Lord Jesus Christ, and thou shalt be saved.” You will be able to mark Acts 16:31 during your small group time. Let’s stand up and say the verse together. Clap when you say the words “believe”



and “saved.” (Say with children.) You should explain this verse to your friend so he understands what it means. Let’s say it together one more time so it really sticks in our minds. (Say with children.)

If you trust completely that Jesus took the punishment for your sin when He died on the cross, God promises you will be saved from your sin. There are three things you can tell your friend about what it means to be saved. (Put up a finger on each point.) <sup>(1)</sup>**Your sin will be forgiven.** <sup>(2)</sup>**You will have a friendship with God that starts right now and lasts forever.** <sup>(3)</sup>**One day you will live with Him in His perfect home in Heaven.** Let me say that again to help you remember. (Repeat bolded sentences.) Tell the person next to you one thing that will happen when someone believes on Jesus, then let him tell you one thing. (Allow response.) Let’s practice this part. I’ll whisper a phrase and you shout it back. (Say sentences in bold with children.) Now explain the verse to someone next to you. (Allow response.)

After you explain the verse, ask your friend these very important questions: Can you tell me what sin is? Have you ever sinned? What did Jesus do about sin? (Go back and review the questions.) If your friend doesn’t remember the answers you can remind him.

Now you are ready for the most important question. Do you believe Jesus died for you? What should you ask? If your friend says no, he isn’t ready to believe on Jesus. Tell him you can talk about this another time and keep praying for him.

If your friend says yes, ask another question. Would you like to talk to God about what you believe? Say that with me. (Say with children.) If your friend says yes, say, “You can talk to God about it right now. Talking to God is called praying. You can start by saying, ‘Dear God...’” Tell your friend some things he can pray about. If he prays out loud, you can help if he forgets or gets stuck.

- Tell God about your sin and that you are sorry. (Point to dark.)
- Tell God what you believe Jesus did for you. (Point to red.)
- Thank God for loving you and for saving you from your sin. (Point to white/clean.)
- Ask God to help you live His way.

What is the first thing that should be in the prayer? What comes next? What comes after that? And last? (Allow responses, having everyone repeat each one.)

After your friend talks to God, show Acts 16:31 again. Ask, “What did God just do for you? God promises right here in the Bible that if you truly believe, you are saved from your sin. God always keeps His promises.” What should you do after your friend prays? (Allow response.)

Now you can tell your friend some other promises God gives to those who believe on Jesus.

If you believe on Him, God promises He will always be with you and be your helper. What does God promise to do? Let’s say it together. (Say with children.) God promises to always be with you and be your helper.

Don’t forget that these promises are for you too. God is with you and He is your Helper when you are sharing this Good News with your friends.

## REVIEW GAME

### “Somebody Save Me!”

(Have a small inflatable swimming tube or 14"-16" [40-45 centimeters] ring cut out of cardboard. Divide children into teams and have one child from each team stand in front with one arm out in front of them. Ask questions, alternating between the teams. When a child answers correctly, he may toss the tube, trying to make it land around a child’s arm. If it does, that child is “saved” and his team gets 1,000 points. Repeat as time allows or until all questions have been asked.)

1. What Bible verse can you share to help your friend know how he can be saved? (Acts 16:31.)
2. What does it mean to believe on the Lord Jesus Christ? (To trust completely that Jesus took the punishment for your sin when He died on the cross.)
3. What is one thing you can tell your friend about what it means to be saved? (Your sin will be forgiven; you will have a friendship with God that starts right now and lasts forever; one day you will live with God in His perfect home in Heaven.)

4. If your friend wants to talk to God about believing on Jesus, what are four things he can pray about? *(The team can help answer. Tell God about your sin and that you are sorry. Tell God what you believe Jesus did for you. Thank God for loving you and saving you from your sin. And ask God to help you live His way.)*
5. What should you do after your friend prays? *(Show God's promise in Acts 16:31.)*
6. What are two promises from God's Word that you can share with someone who has been saved? *(God will always be with you; God will help you.)*

*(Demonstrate how to share Clean: Believing to Be Saved section. Give directions for moving to small groups.)*

### SMALL GROUP TIME

*(Review what children should share for the clean section, help children mark Acts 16:31 in their Bibles and have children practice in pairs. At the signal, dismiss children for a break.)*

## PART 4: GREEN AND TOTAL GOSPEL REVIEW

### LARGE GROUP REVIEW

Your friends need to know they can believe on Jesus and be saved. Their sins can be forgiven and they can have a friendship with God that starts now and never ends. That's the important message of the Gospel.\* "Go and tell!"

*(Review the clean concepts, showing the visuals and having the children say each key phrase together.)*

### GREEN: GROWING TO KNOW GOD BETTER

#### Main points to share:

1. Read the Bible and obey. Tell God if you do something wrong.
2. Pray.
3. Go to church.
4. Tell others about Jesus.

*(Show GT-5.)*

When you believe on Jesus, God wants you to grow to know Him better. *(Point to green.) That's what the green color reminds me of—things that grow. These are four things you can do to grow to know God better.* <sup>(1)</sup>Read the Bible and do what it says *(hold hands together like a book)*. It is important to read the Bible to learn more about what God is like and how to live His way. It's also important to do what it says. If you do something wrong, tell God about it and He will forgive you *(1 John 1:9)*. Ask Him to help you do what is right. <sup>(2)</sup>Talk to God every day *(fold hands like praying)*. You can pray about anything, anytime. God always likes to talk to you. <sup>(3)</sup>Go to church or meet with others who believe on Jesus to learn more about God *(clasp hands together)*. <sup>(4)</sup>Tell others what you know about Jesus *(point to mouth and move finger to point up)*. Telling others about Jesus is sharing the Gospel.\* "Go and tell!" Everyone shout out one thing your friend can do to grow to know God better. *(Allow response.)*

Let's say those four things you can do to know God better with the motions. *(Do with children.)*

Do you think your friend will remember everything you have talked about? Probably not. But you can give him something to help. *(Show "Good News!" tract.)* When you give it to him, you can say, "I'm going to give you this paper to help you remember what God has done for you. You could even use it to help you tell someone else about Jesus." The paper you give your friend has the important things you talked about. It also has the verses from the Bible in case your friend doesn't have a Bible. Remember to keep praying for your friend and keep talking to him about God and Jesus.

### REVIEW AND DEMONSTRATE GREEN CONCEPTS

*(Review the green concepts with the children and do a demonstration, then move directly into the review game for the entire Gospel presentation.)*

### REVIEW GAME

#### "Crazy Color Mix-up"

*(Put three squares of paper for each Gospel color in a bag. Divide the children into teams and ask questions, alternating between teams. Let a child draw a color from the bag, then ask him a question from that color. [See the questions on in the back of this booklet.] If the child answers correctly, the color goes to his team, and the team does the action below. The winner is the team with the most colors when time is up.*

- *Gold—shout Go!*
- *Dark—close eyes and touch toes*
- *Red—jump up and whisper Jesus*
- *Clean—spin around*
- *Green—squat down and stand up like growing*

*Variation: Put appropriate questions in three balloons of each Gospel color. Have a child choose one balloon, pop it, and answer the question inside. Repeat as time allows.)*

Now that we have talked about all the colors, listen to how all those points can be shared with a friend.

*(Demonstrate entire presentation.)*

You have learned how to share all the parts of the Gospel\* **“Go and tell!”** and let your friend decide to believe on Jesus and be saved. You can trust God to help you tell others about Jesus. Let’s thank God for all He has helped you to learn. *(Pray.)*

*(Give directions for moving to small groups.)*

### **SMALL GROUP TIME**

*(Review what children should share for entire presentation and have children practice in pairs. At the signal, give the children a break if time allows.)*

## **PART 5: CHALLENGE AND COMMITMENT**

Today we have learned to share the whole Gospel!\* **“Go and tell!”** Why should we go and tell? *(Allow response.)* Jesus tells us to in Mark 16:15. Stand as we say the verse together. *(Quote with children.)* Remember, **you can trust God to help you tell others about Jesus.**

Many of your friends may never know about Jesus and what He did for them unless you tell them! They may never know what it’s like to have a friendship with God or how good it is to have His help every day. If they don’t know about Jesus, they will be kept away from God forever.

Will you tell your friends and family about Jesus? It can make a huge difference in their lives! They will have God with them now. Someday they will live with God in His perfect home in Heaven instead of apart from Him forever.

Now that you know the Gospel,\* **“Go and tell!”** who will you go and tell? Tell someone beside you the names of at least three friends or people in your family who need to hear about Jesus and what He did for them. *(Do with children.)* Maybe those are the first three people you should go and tell!

*(Photocopy and hand out a Commitment Card and Gospel Sharing Form from the last page of this booklet. Give children time to write out the names of people they can tell about Jesus on the Commitment Card. Explain the Gospel Sharing Form to the children. Set a date and method for follow up. If possible, leaders should check back with the children each week to encourage them as they witness. Close in prayer, asking God to strengthen and encourage the children as they share the Gospel.)*



# GOSPEL DEMONSTRATION

Each section should be demonstrated simply and clearly after the color concepts have been taught. A full demonstration should be given after all the colors have been taught. Demonstrations require someone to be the “child” and someone to be the “friend.” Children should see and hear what they could say and do when sharing with their friends. They will also hear how a friend might respond. Demonstrations should not be read.

## INTRODUCTION/GOLD: WHO GOD IS

*(Show Gospel tool.)* These colors remind me of the best news in the world. Would you like to hear it? *(Yes.)* This news is true because it comes from God’s Word, the Bible. Gold *(point to gold)* reminds me of God and His perfect home in Heaven. God made the world and everything in it. God even made you, and He loves you very much. The Bible says, *(read John 3:16)* “For God so loved the world.” God loves everything He made, especially people. God loves you! God is perfect. Everything God does is right and good. His home in Heaven is perfect too.

## DARK: TEACHING ABOUT SIN

Are you perfect? Do you do everything right all the time? No. You and I were born in the darkness of sin *(point to dark)*. Sin is thinking *(point to head)*, saying *(point to mouth)*, and doing *(hold out hands)* things God tells us are wrong. You sin whenever you think mean thoughts, tell a lie, or take something that doesn’t belong to you. The Bible says, *(read Romans 3:23)* “For all have sinned.” “All” means everyone, including you and me. Can you think of times you have sinned? Because God is perfect He has to punish sin. The punishment for sin is being kept away from God now and forever.

## RED: WHO JESUS IS AND WHAT HE DID

Because God loves you so much *(point to gold)*, He made a way to take care of your sin *(point to dark)*. That’s what this red color *(point to red)* reminds me of. God sent His only Son, the Lord Jesus, from Heaven to Earth as a baby. Jesus is God the Son. He never did anything wrong as He grew to be a man. But Jesus let people nail Him to a cross where he gave His blood and died. The red color helps us remember Jesus’ blood. Jesus had not sinned. He was being punished for your sin and mine.

The Bible, God’s true Word, tells us what else happened. *(Share 1 Corinthians 15:3-4 using the motions below.)* “Christ [Jesus] *(put a finger on alternate palms to show nail holes)* died *(make a cross with your first fingers)* for our sins *(make fists)* according to the scriptures—the Bible *(hold hands like a book)*; And that he was buried *(turn hands over and down)*, and that he rose again *(move hands and arms apart and up in the air)* the third day *(hold up three fingers)* according to the scriptures *(hold hands like a book)*.”

Jesus didn’t stay dead! He came back to life! Jesus was seen by many people. Later He went back to Heaven where He rules as King over everything.

## CLEAN: BELIEVING TO BE SAVED

Because of what Jesus did, your sin can be forgiven. You can be clean from your sin. *(Point to white/clean.)* The Bible says, *(read Acts 16:31)* “Believe on the Lord Jesus Christ, and thou shalt be saved.” If you trust completely that Jesus took the punishment for your sin when He died on the cross, God promises you will be saved. *(Put up a finger on each point.)* <sup>(1)</sup>Your sin will be forgiven. <sup>(2)</sup>You will have a friendship with God that starts right now and lasts forever. <sup>(3)</sup>One day you will live with Him in His perfect home in Heaven.

Can you tell me what sin is? *(Things I do or say or think that are wrong.)* Have you sinned? *(Yes.)* What did Jesus do about sin? *(Died on a cross.)* Do you believe Jesus died for you? *(Yes.)* Would you like to talk to God about what you believe? *(Yes.)* You can talk to Him about it right now.









Talking to God is called praying. You can start by saying, “Dear God...” Tell God about your sin and that you are sorry. *(Point to dark.)* Tell God what you believe Jesus did for you. *(Point to red.)* Thank God for loving you and for saving you from your sin. *(Point to white/clean.)* Ask God to help you live His way. *(Friend prays.)*

What did God do for you? *(Saved me.)* God promises right here in the Bible *(show Acts 16:31)* that if you truly believe, you are saved from your sin. God always keeps His promises. God has some other promises for you too. He will always be with you and will be your helper. He will help you with anything. You just need to ask Him.

## GREEN: GROWING TO KNOW GOD BETTER

When you believe on Jesus, God wants you to grow to know Him better. *(Point to green.)* That’s what the green color reminds me of—things that grow. Here are things to do to know God better. <sup>(1)</sup>Read the Bible and do what it says *(hold hands together like a book)*. If you do something wrong, tell God about it and he will forgive you. Ask Him to help you do what is right. <sup>(2)</sup>Talk to God every day *(fold hands like praying)*. <sup>(3)</sup>Go to church to learn more about God *(clasp hands together)*. <sup>(4)</sup>Tell others what you know about Jesus *(point to mouth and move finger to point up)*.

I’m going to give you this paper to help you remember what God has done for you *(give tract)*. You could even use it to help you tell someone else about Jesus.



Date: / /

Page of



# ATTENDANCE RECORD

Church/host name: \_\_\_\_\_ Address: \_\_\_\_\_ Phone: \_\_\_\_\_

Team member names: \_\_\_\_\_

Child's name	AGE	Contact information (phone, address, email)	School	Church (y/n)	Commits to witness (y/n)
Last	First				
1					
2					
3					
4					
5					
6					
7					
8					
9					
10					
11					
12					
13					
14					
15					

Total enrollment:

Professions of faith:


**"...Go ye into**

**all the world,**


**and preach the**

**gospel to every**

**creature." (Mark 16:15)**




**“Go into all  
the world and  
proclaim the  
gospel to the  
whole creation.”**  
(Mark 16:15)











# "Crazy Color Mix-up" reproducible

## Gold—Who God Is Review Questions

What does the gold color remind you of?

Name one thing you can tell your friend about God.

What does it mean that God loves the world?

## Dark—Sin Review Questions

Who has sinned?

What is sin?

What is the punishment for sin?

## Red—Jesus Review Questions

What did God do to take care of your sin problem?

How was Jesus different from other people?

What does 1 Corinthians 15:3-4 say?

## Clean—Believing to be Saved Review Questions

What Bible verse can you share to help your friend know how he can be saved?

What does your friend need to believe about Jesus?


If your friend wants to talk to God about believing on Jesus, what are four things he can pray about? (Your team can help.)

## Green—Growth Review Questions

What are two things you can do to grow to know God better?

It's not enough to just read the Bible, what else should you do?

Who can you tell about Jesus?



# COMMITMENT CARD

I will go and tell others about Jesus. \_\_\_\_\_  
(YOUR NAME)

**I will pray for these people and go and tell them the Gospel.**

_____	_____
_____	_____
_____	_____
_____	_____
_____	_____
_____	_____
_____	_____



# GOSPEL SHARING FORM

Your name: \_\_\_\_\_

Address: \_\_\_\_\_

Name of the person you shared with	Did you share the whole Gospel? (yes or no)	Did your friend believe in Jesus for the first time? (yes or no)	When did you share the Gospel with your friend?
1			
2			
3			
4			
5			
6			
7			
8			
9			
10			

When you have finished this form give it back to your teacher and ask for another form.

**Thank you for obeying God by telling your friends about what Jesus did for them!**